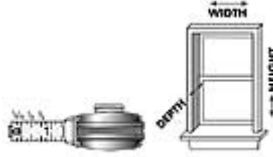
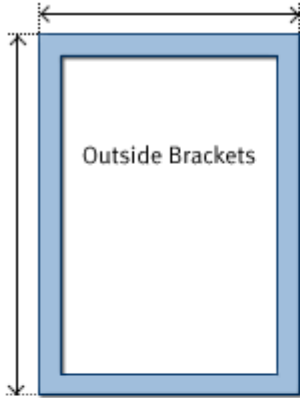


HOW TO TAKE MEASUREMENTS:



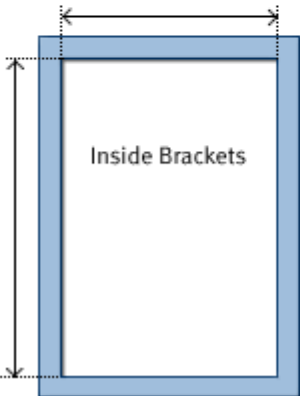
Always use a steel tape measure. Record exact measurements. Factory takes allowances to get the best fit. Always record in the same order: WIDTH x HEIGHT x DEPTH. Consider your window operating hardware, handles and cranks) when measuring depth, height, and considering product selection.



Outside bracket installation: (mounted on your molding or drywall)

Width: Measure exact distance you want blind to cover. For privacy and light control, window covering should extend at least 1" past opening on each side.

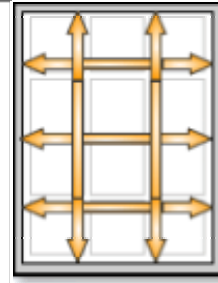
Height: Measure exact distance from where top of window covering will be to where bottom of window covering will fall. Leave room for mounting brackets, which are 2-1/2" tall. If mounting to door, allow 1" at bottom for hold down brackets.



Inside bracket installation: (recessed within your window opening)

Width: Measure exact distance between inside surfaces of window frame at the top, middle and bottom of each window. Use the narrowest measurement.

Height: Measure exact distance between inside surfaces of window frame at the left, middle and right of each window. Use the longest measurement.



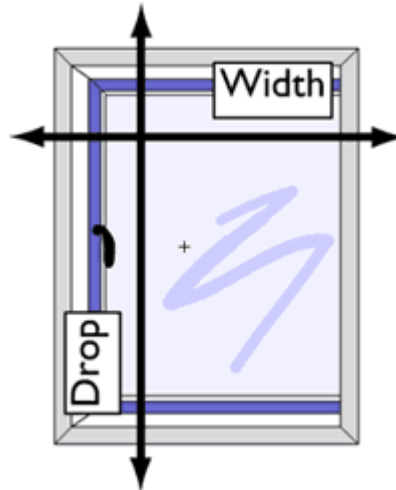
How to measure
Inside Roller Blinds



Measure or Window
Picture inside



Inside Mounts

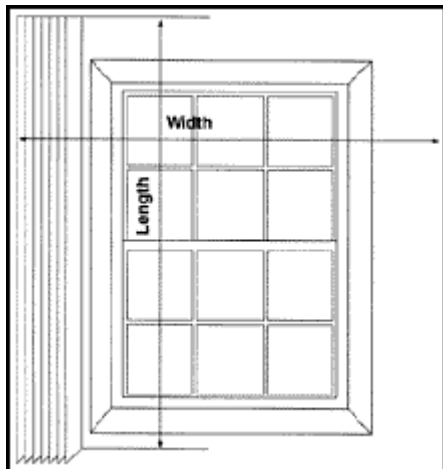


Outside Mount Requirements

Measure the width of the window. For inside mounts, don't take any deductions for clearance – this is done at the factory. Record the actual width of the window casing opening. Measure width at top, middle and bottom of window. Write down the narrowest measurement (round down to an even 1/8")

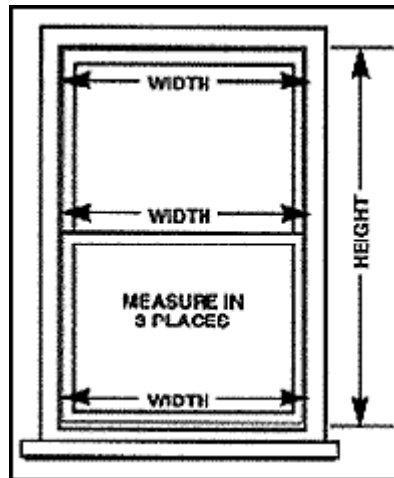
Measuring for Verticals:

Vertical blinds:
Measure 3" past the edges of the molding to allow for privacy. Measure the height of the window. For inside mounts, don't take any deductions for clearance – this is done at the factory.



Measure width at left, middle and right of window. Write down the longest measurement (round down to an even 1/8"). For verticals record the shortest measurement.

Measure height 2" above and 2" below window molding. If blind extends to the floor, deduct at least 1/2" for clearance. You may adjust the length to your preference.



Measuring for Recessed Mount Verticals